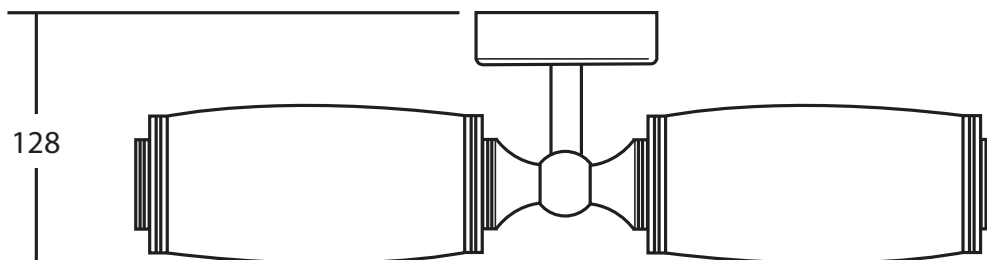
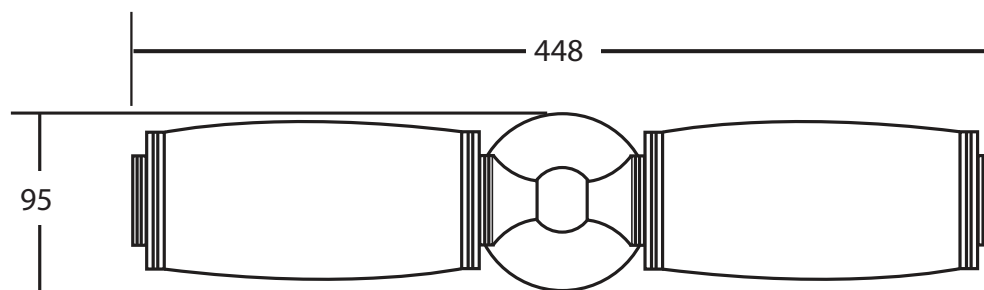



Lighting	
Lighting	Toledo Double Wall Light



Bulb spec	Wattage	Voltage	Lumen	Life	Bulb type	Image
Halogen E14 Flame	40w	220-240v	420lm	2000h	Halogen	

All lamps have been tested and rated at IP44 with a 230V supply. Suitable for use in bathroom zones 2.

We recommend that all products are purchased with the assistance of a specialist bathroom retailer and always installed by an experienced installer who is a member of a recognized association. All sizes quoted are nominal: items may vary by plus or minus 2% against the figures quoted. When planning installations where dimensions are critical, it is essential that the space allowed for individual items is physically checked. Imperial Bathrooms can not be held liable for any costs associated with items not fitting in any given area. The contents of this statement are based on information correct at the time of publication. We reserve the right to make alterations and changes in product characteristics, fixing, packaging, operation etc at any time without notice.

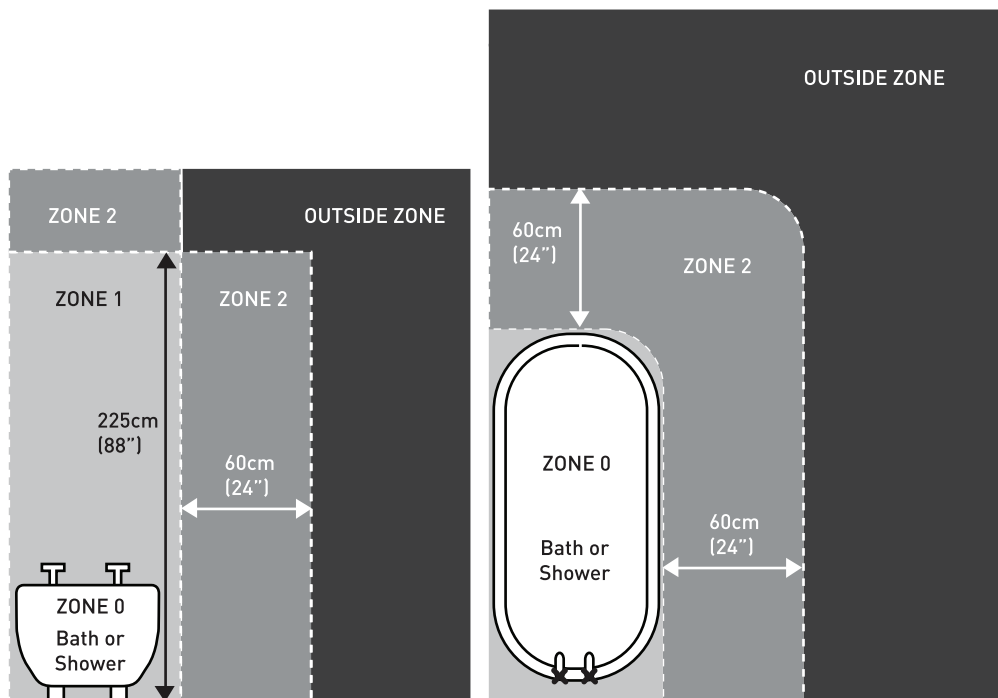
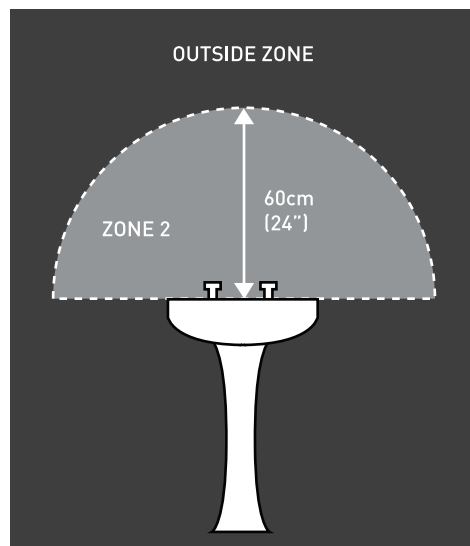
For further information on fitting guidelines, Terms and Conditions and Warrantee details, please refer to the back of the 2008 Design Guide or contact Imperial's Customer Service team on 0870 60 61 62 3 or [sales@imperial-bathrooms.co.uk](mailto:sales@imperial-bathrooms.co.uk)

*"Copyright © The Imperial Bathroom Company Limited 2012. All rights reserved"*

Lighting Collection	
Lighting	Toledo double wall light

This 240v lamp has been tested and rated at IP44 and is therefore suitable for use in bathrooms (Zone 2)  
This lamp is not suitable for outdoor use

The wires in this lamp are coded as follow:  
Brown - Live (L)  
Blue - Neutral (N)  
Green/Yellow - Earth (E) -  
**THIS LAMP MUST BE EARTHED**



We recommend that all products are purchased with the assistance of a specialist bathroom retailer and always installed by an experienced installer who is a member of a recognized association. All sizes quoted are nominal: items may vary by plus or minus 2% against the figures quoted. When planning installations where dimensions are critical, it is essential that the space allowed for individual items is physically checked. Imperial Bathrooms can not be held liable for any costs associated with items not fitting in any given area. The contents of this statement are based on information correct at the time of publication. We reserve the right to make alterations and changes in product characteristics, fixing, packaging, operation etc at any time without notice.

For further information on fitting guidelines, Terms and Conditions and Warrantee details, please refer to the back of the 2008 Design Guide or contact Imperial's Customer Service team on 0870 60 61 62 3 or sales@imperial-bathrooms.co.uk